


# How to Draw Birds: Pied Wagtail




1.




Draw a large oval, with a smaller oval (about 1/4-1/3 of the size) overlapping at the base.

2.




Add a rounded triangle for the rump, and draw a line through the middle, marking the long tail.

3.



Draw a line through the head, and sit the eye above the line. Draw the beak on the line, and add the legs and feet.

4.



Add some distinguishing plumage guides and round off the bird to create a coherent shape. Erase the guide-lines and fill in the eye. Add the toes and claws.